

## A Pocket for Corduroy

study by Marie Drake

lapbook by Rose Ann Kuhns

### The World Around Me

#### City Life

Living in a city (especially a large city) may mean that a family has less room because cities can be crowded. Some families living in larger cities and apartments aren't able to have their own washer and dryer, so they go to the Laundromat to wash and dry their clothes. What other ways is big city life different? You may want to discuss public transportation (many people use the public transportation system because they don't have room to store a car); you may also want to discuss that in big cities, the houses and apartment buildings are close together which doesn't allow for large yards and play areas. Children in big cities play at the city parks.

#### People

Look through the illustrations of the book. You'll see people with different clothing styles, different colors of skin, and even someone who sounds different (the owner of the laundromat speaks Spanish). On the very first page there is a woman on the sidewalk wearing a sari (probably a woman from India). In the laundromat, there is an individual who is Asian, and later we see the owner is Hispanic and speaks Spanish.

God made everyone different & beautiful, and those differences may come in dressing a certain way because that is the way it is done in another country, or speaking a different language, etc. It is lovely to see everyone in this story living so nicely together in a community.

### Occupations

Discuss what an artist is-- a person skilled in one of the arts (as painting, sculpture, music, or writing). Discuss that some make a living by being an artist.

Where does your student's daddy (and other relatives) work? What other jobs do people have? How many different jobs can you and your student think of?

## **Language Arts**

### Vocabulary

laundromat- a place where people can go and use for self-service laundry

beret- a soft flat wool cap without a visor

studio- a place where an artist works

dizzy- causing one to feel as if they are moving in circles

### Practice Writing Your Name

Let your student practice writing his name this week. If you are making a lapbook, print the pocket and let your student put his name inside the pocket.

## **Art**

### Painting

Let your student be an artist! Give her a palette of various colors and let her mix them together, as desired. Give her a piece of circle shaped paper and take some of the artist's inspiration-- paint a dryer with clothes swirling around.

### Fabric and Textures

Let your student play with some scraps of fabric. Some ideas include: denim, satiny, corduroy, knit, cotton/woven, burlap, felt, etc. You can do lots of different things with the fabric. Here are some ideas:

1. Cut the fabric into pieces and glue on paper to make a texture picture
2. Try sewing with a needle and thread (your student may even want to try sewing a button or a pocket on a piece of fabric).
3. Use words to describe the feeling of each kind of fabric (fuzzy, smooth, soft, silky, rough)
4. Cut two swatches of each fabric and place one of each pair into a brown sack. Give your student one of the fabrics that you didn't put in the bag (i.e. silk). Let her feel it for a few seconds. Tell her to reach into the bag (without looking) and try to find the matching piece.

## **Bible and Character**

### Being a Good Listener

It's important to learn to listen to mommy and daddy! Corduroy didn't listen to Lisa's words, and because of that he ended up being lost/left behind/and in a cage. Safety depends on listening and obeying your mom and dad. You may want to use Ephesians 6:1 as a memory verse for the week.

### Being a Good Neighbor

The artist is very kind to take care of Corduroy's overalls, and leave him nicely at the laundromat to be found by Lisa. Discuss ways to be a good neighbor to the people around you. Read the story of the Good Samaritan to your student. Go-along video-- Veggie Tales "Are You My Neighbor?"

### Jesus Loves...


Sing "Jesus Love the Little Children" together and discuss that Jesus loves all kinds of different people! (This is probably best to do after you've discussed the "People" lesson).

## **Life Skills**

### Laundry

Let your student help you sort, wash, dry, fold, and put away laundry this week!

I Can Print



My Name




Blank handwriting practice lines consisting of a solid top line, a dashed middle line, and a solid bottom line.

Blank handwriting practice lines consisting of a solid top line, a dashed middle line, and a solid bottom line.

Cut book out on solid black lines. Fold in thirds on dotted lines.

I Can Print My  
Name



---

---


---

---

Cut book out on solid black lines. Fold in thirds on dotted lines.

Cut out book as one piece. Fold left side in. Fold right side in. Open book. Cut on dotted line to form two flaps. Refold book.

[www.homeschoolshare.com](http://www.homeschoolshare.com)



Artist

Landromat  
-----  
Manager

Jobs  
People  
Do

# New Words

**dizzy**

causing one to feel  
as if they are moving  
in circles

**laundromat**

a place where people  
can go and do their  
laundry




glue to back of first strip

**studio**

a place where an  
artist works

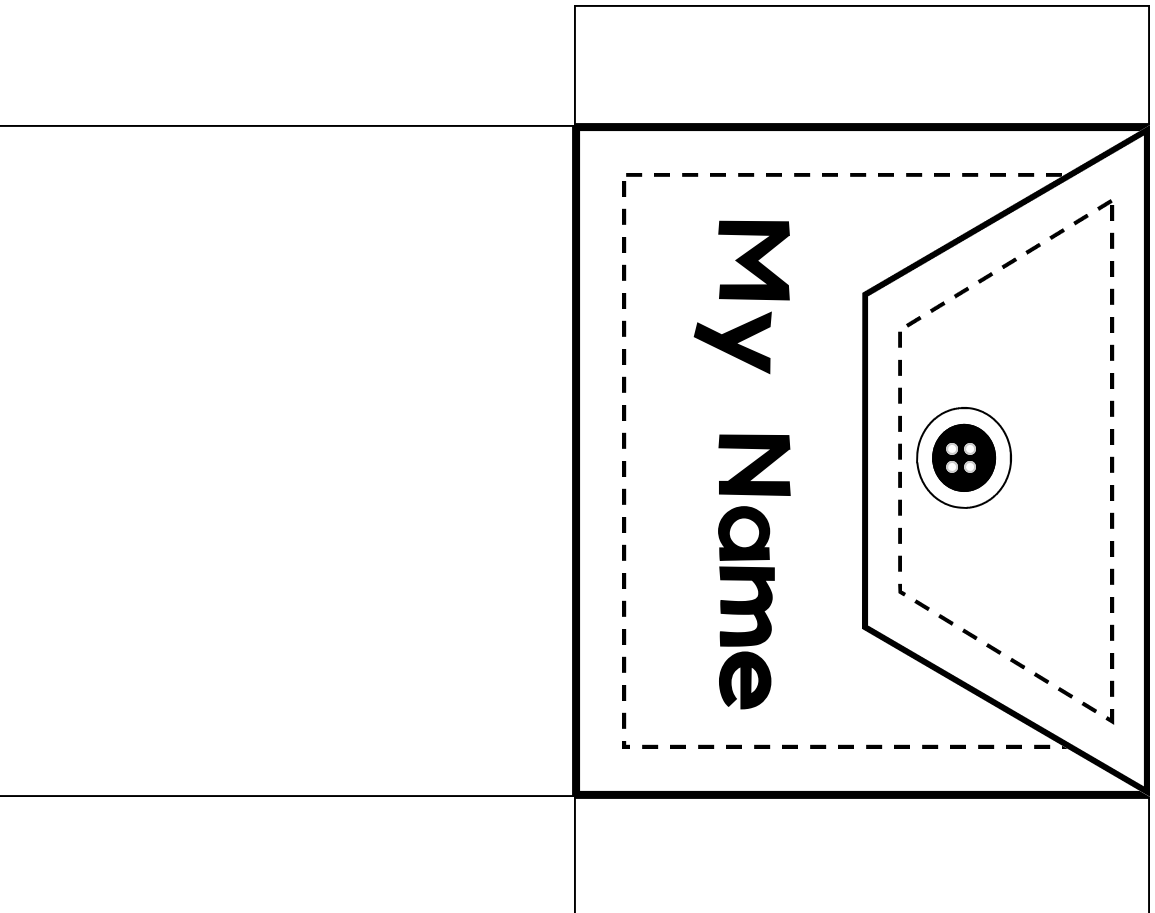
**beret**

a soft wool cap without  
a visor



Cut pictures out and paste to appropriate spaces. Cut both strips out on previous page. Glue as indicated. Fold like an accordion and paste back of last piece to your lapbook.







Assemble pocket- Cut each one out as one piece. Fold bottom piece up. Fold flaps around the back and glue down

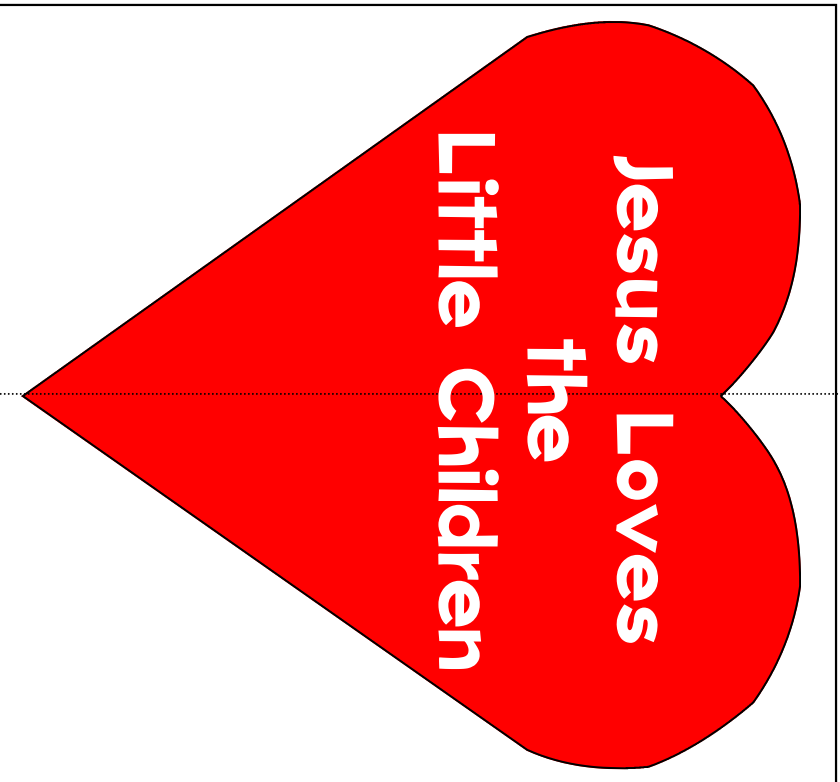
[www.homeschoolshare.com](http://www.homeschoolshare.com)

Cut out rectangle as one piece. Fold on solid lines. You should have a book that opens like the "shutters" on a window. Cover on second page



Jesus loves the  
little children,  
All the children of the world;  
Red and yellow,  
black and white,  
They are precious in his sight.  
Jesus loves the little children of  
the world.





# The Good Samaritan



How are we good neighbors?

A Good Neighbor

## Luke 10: 25-37

- 25: And, behold, a certain lawyer stood up, and tempted him, saying, Master, what shall I do to inherit eternal life?
- 26: He said unto him, What is written in the law? how readest thou?
- 27: And he answering said, Thou shalt love the Lord thy God with all thy heart, and with all thy soul, and with all thy strength, and with all thy mind; and thy neighbour as thyself.
- 28: And he said unto him, Thou hast answered right: this do, and thou shalt live.
- 29: But he, willing to justify himself, said unto Jesus, And who is my neighbour?
- 30: And Jesus answering said, A certain man went down from Jerusalem to Jericho, and fell among thieves, which stripped him of his raiment, and wounded him, and departed, leaving him half dead.
- 31: And by chance there came down a certain priest that way: and when he saw him, he passed by on the other side.
- 32: And likewise a Levite, when he was at the place, came and looked on him, and passed by on the other side.
- 33: But a certain Samaritan, as he journeyed, came where he was: and when he saw him, he had compassion on him,
- 34: And went to him, and bound up his wounds, pouring in oil and wine, and set him on his own beast, and brought him to an inn, and took care of him.
- 35: And on the morrow when he departed, he took out two pence, and gave them to the host, and said unto him, Take care of him; and whatsoever thou spendest more, when I come again, I will repay thee.
- 36: Which now of these three, thinkest thou, was neighbour unto him that fell among the thieves?
- 37: And he said, He that shewed mercy on him. Then said Jesus unto him, Go, and do thou likewise.

# My Feely Fabric Book

**rough**



**fuzzy**

**smooth**

**silky**

**rough**

Print this page on cardstock. Cut out pocket and bear. Punch out holes. Let your student sew the pocket to the bear. Glue bear to cover page (next page), if desired.





# **A Pocket for Corduroy**

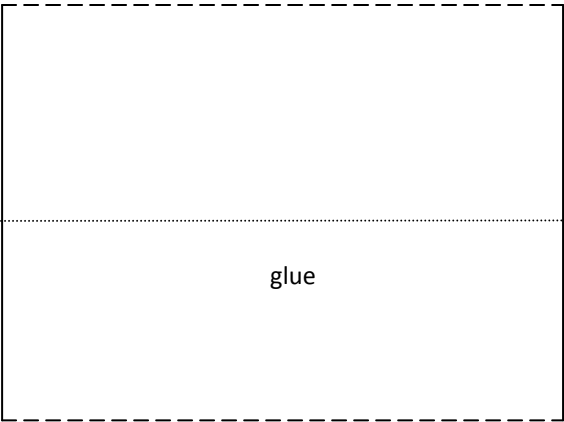
Cut book out. Fold on lines (matchbook style)

# City Life



[www.homeschoolshare.com](http://www.homeschoolshare.com)


This is a pop-up book. First, print book on cardstock. Mountain fold the book in half on the dotted line. Snip the two solid lines. Fold that flap down towards you on the dotted line. Now, valley fold the book in half, on the dotted line, popping the box to the inside of the book. Cut out the small rectangle and paste or draw a picture on it. On the box marked "glue" glue the item you want to pop-up sitting level with the paper. Make sure it lies flat when closing the book.



**Children, obey  
your parents in  
the Lord: for  
this is right.**

**Ephesians 6:1**


# My Bible Verse



Write a title on this page and glue it on as a cover.



This pop-up book can be used however you desire. It is not included for any specific lesson.



Pop-up image

