

# Ethiopia Lapbook



# Ethiopia Lapbook

**Official Name:** Federal Democratic Republic of Ethiopia

**Size:** 426,373 square miles

**Capital:** Addis Ababa

**Official Language:** Amharic, Arabic, English, Oromigna, Tirigna, and others

**Products:** Coffee, cereals, sugarcane, oilseeds, honey

**Currency:** Birr

**Climate:** The climate is moderate in the highlands; it is hot and dry in the lowlands.

**Population:** For current information, use this website: [Population of Countries](#)

**Comparing Times:** To compare the time in the capital city to the time where you live, use this website: [The World Clock](#)

**Sightseeing Guide:** Your student will need to research these Ethiopian cities and places.

**Ethiopian Recipes:** Use the pocket and cards provided to record any recipes you try this week.

## Native Lingo: Amharic

Hello = Tadius (tah-dee-yas)

Goodbye = Dehna hun (deh-nah-hun)

Yes = Aw (ow)

No = Ay delem (eye-day-lem)


How are you? (girl) Indemin nesh? (in-dem-in nesh)

How are you? (boy) Indemin neh? (in-dem-in neh)

Thank you = Ameseghinalehu (ah-meh-say-guh-na-leh-hoo)

Materials and information on this website may be used for your own personal and school use. **Material may not be shared electronically or be used for resale.**

**Directions:** Cut out pocket as one piece. Fold flap on bottom under. Fold side flaps under. Glue the back of the pocket to your lapbook. Store recipe cards (on next page) in the pocket.





Recipe Name \_\_\_\_\_

Ingredients: \_\_\_\_\_

\_\_\_\_\_

\_\_\_\_\_



I want to eat this again (color one)  

Recipe Name \_\_\_\_\_

Ingredients: \_\_\_\_\_

\_\_\_\_\_

\_\_\_\_\_



I want to eat this again (color one)  

Recipe Name \_\_\_\_\_

Ingredients: \_\_\_\_\_

\_\_\_\_\_

\_\_\_\_\_

I want to eat this again (color one)  

# Sightseeing Guide



# Ethiopia

Addis Ababa

Harar

Awash River

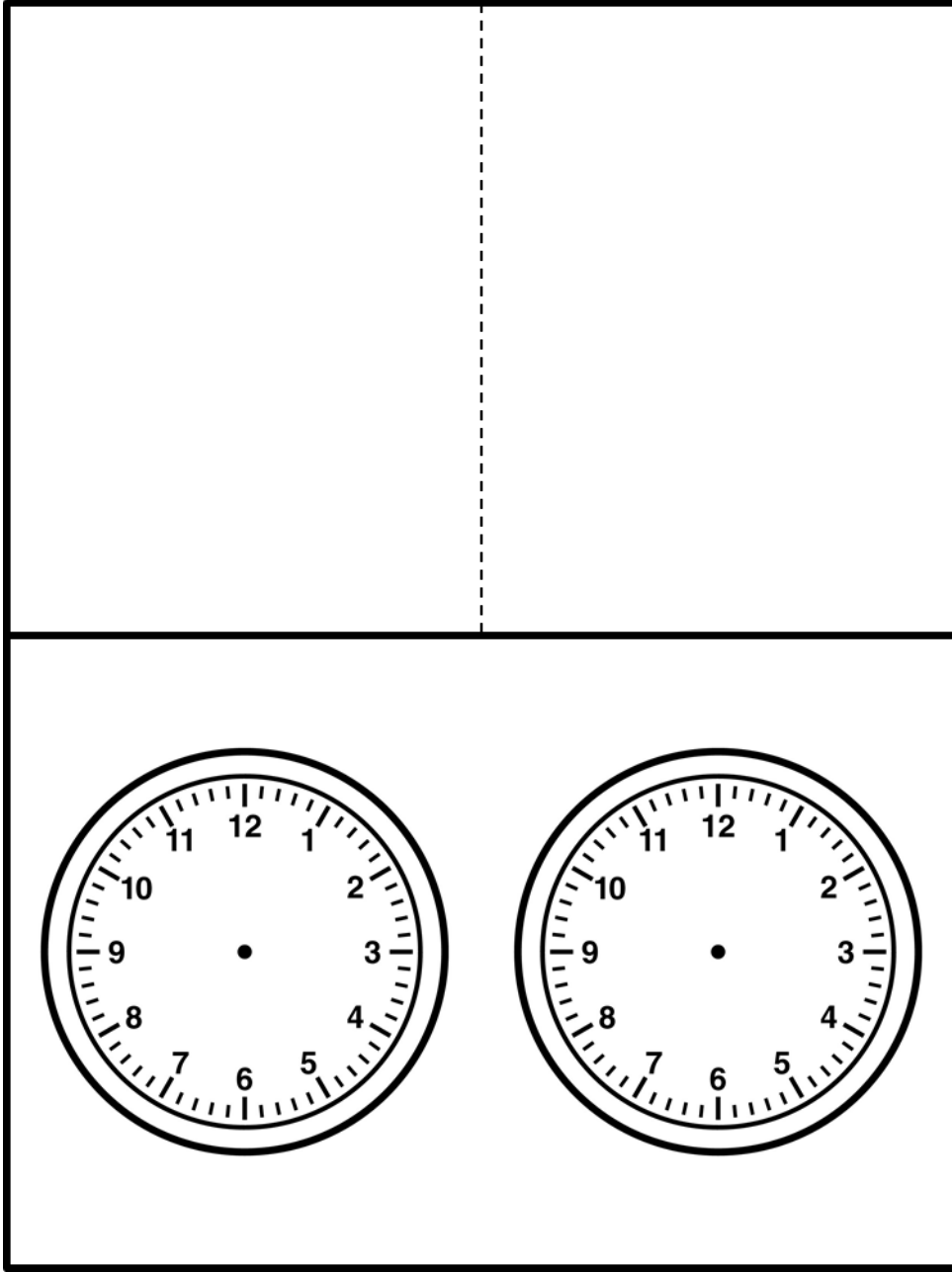
**Lalibela**

**Aksum**

**Bahir Dar**

**Gonder**

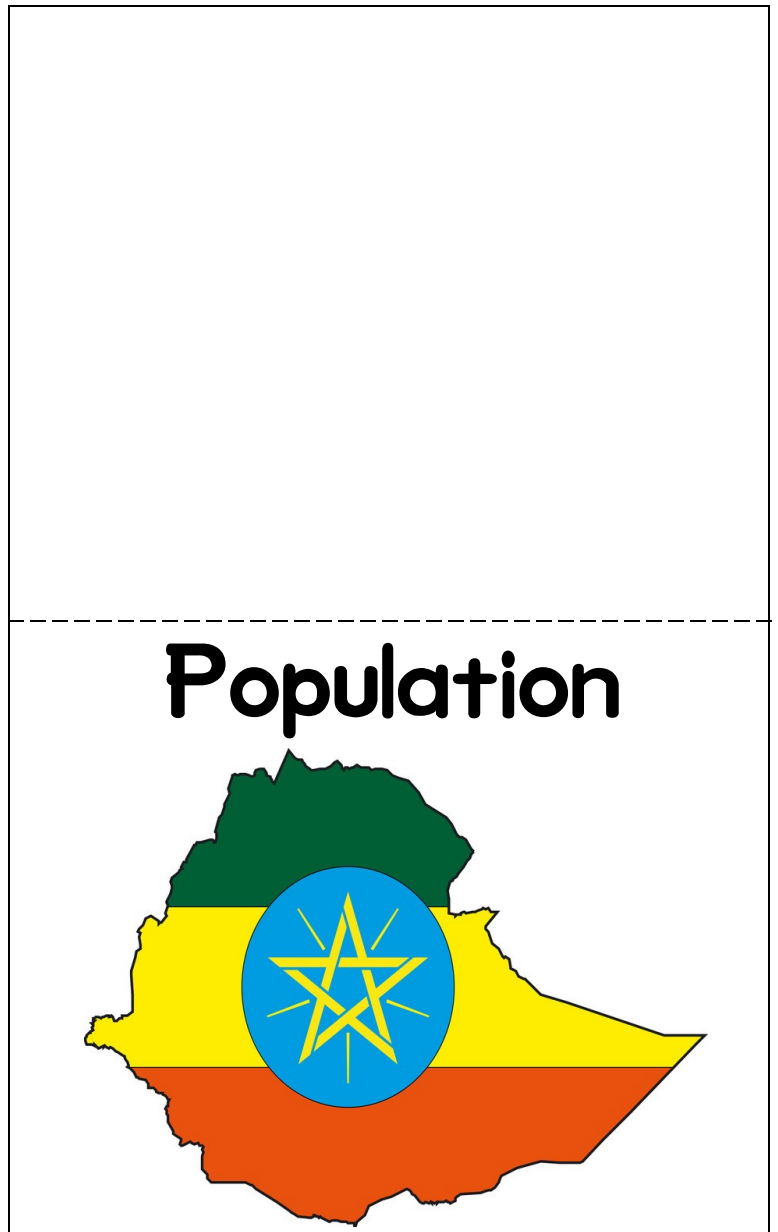
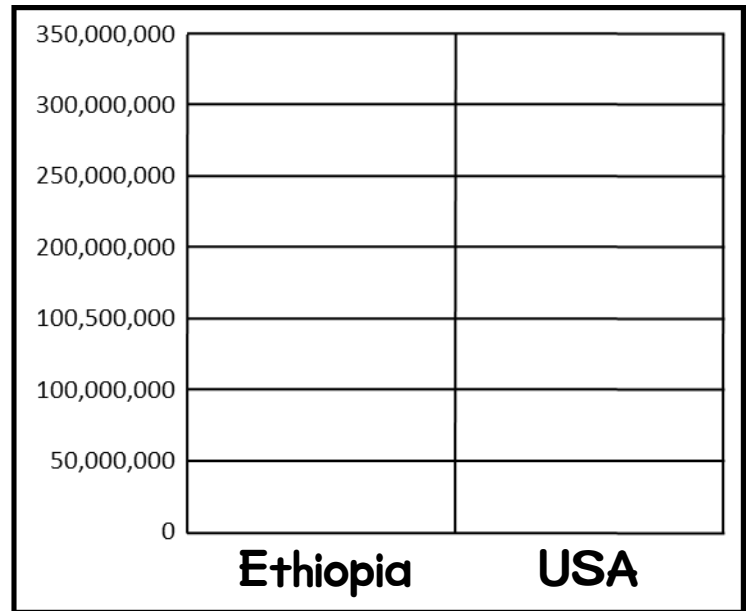
Cut book out as one piece. Fold in half. Open. Cut slit to form to flaps. Cut out cover pieces and paste them to the fronts of the flaps. In the blank, write the name of your city. Complete the clocks to show the current times (corresponding to the cities on the flaps).



**What  
time is  
it in  
Addis  
Ababa?**

**What  
time is  
it in  
\_\_\_\_\_?**

You can find the current country populations at [this website](#).




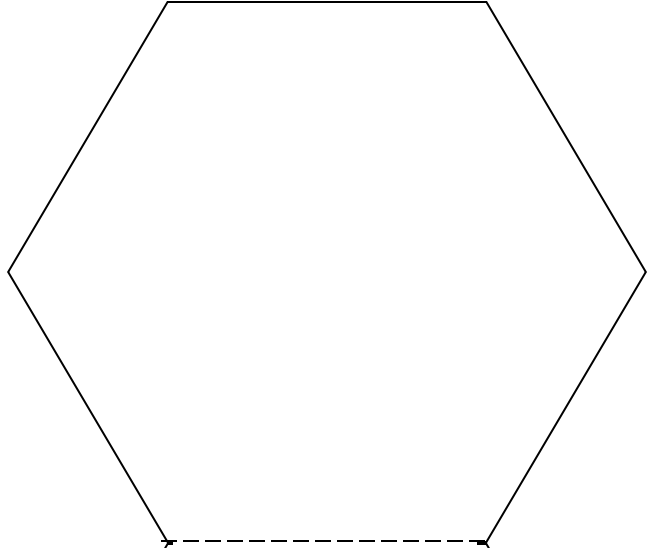
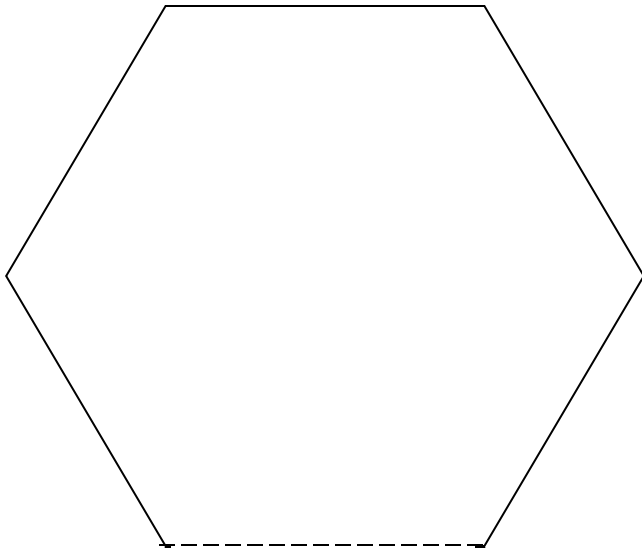


Cut on solid lines. Fold each book like a matchbook, using the dotted lines as your guides.

# Climate

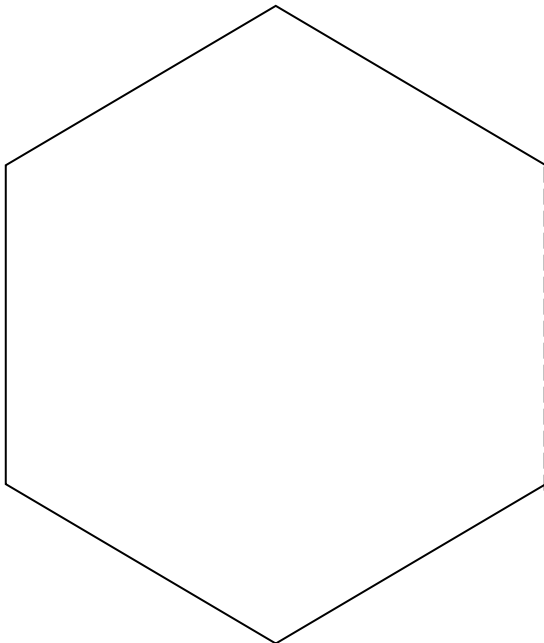
# Currency





What is the  
capital city of  
**Ethiopia?**

What languages  
are spoken in  
**Ethiopia?**



What is the  
official name of  
**Ethiopia?**

**Directions:** Cut each strip out as one piece. Glue tab as indicated. Fold like an accordion. Glue back of last piece to your lapbook.

Glue this tab to the back of the first section of the next strip.

Yes.

No.

Goodbye.

Hello.



How are you? (girl)

How are you? (boy)

Thank you.

**PRINT ON CARDSTOCK.** Cut each piece out on the solid black lines. Stack with cover on top and attach with brass fastener where indicated. Write the name of the product on the pages: cereals, oilseed, coffee, honey, and sugarcane.

# Produced in Ethiopia

○



○



○



○



○



○

Cut out book as one piece. Fold in half. Color flag and paste inside the book. An older student could use the other part of the inside of the book to write facts about the flag.

