

# PENGUIN



# CUTTING PAGES

# Penguin Color and Cut Pages

## Directions

Print the cutting pages. Let your student choose a page.

Have your student color the page.

Have your student cut out the picture, using the lines provided.


Don't worry about perfection! Just encourage your student to do their best.

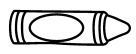
## Terms of Use

This product may be used for your own classroom or personal use. It may not be shared as a pdf file, on the web, or in any other way. It should not be recreated or duplicated. © [www.homeschoolshare.com](http://www.homeschoolshare.com)

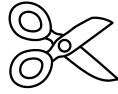
## Clipart and Font Credits

KA Fonts



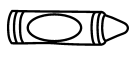


Color the penguin.

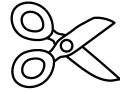


Cut out the penguin.



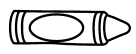


Color the penguin.

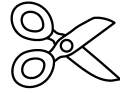


Cut out the penguin.




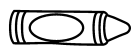


Color the penguin.

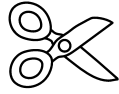


Cut out the penguin.




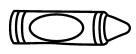


Color the penguin.

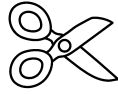


Cut out the penguin.




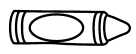


Color the penguin.

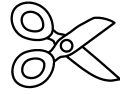


Cut out the penguin.





Color the penguin.



Cut out the penguin.

